



DISPLACEMENT TRACKING MATRIX DTM ROUND 111

SEP
2019

IOM IRAQ

www.iraqdtm.iom.int

iraqdtm@iom.int

HIGHLIGHTS

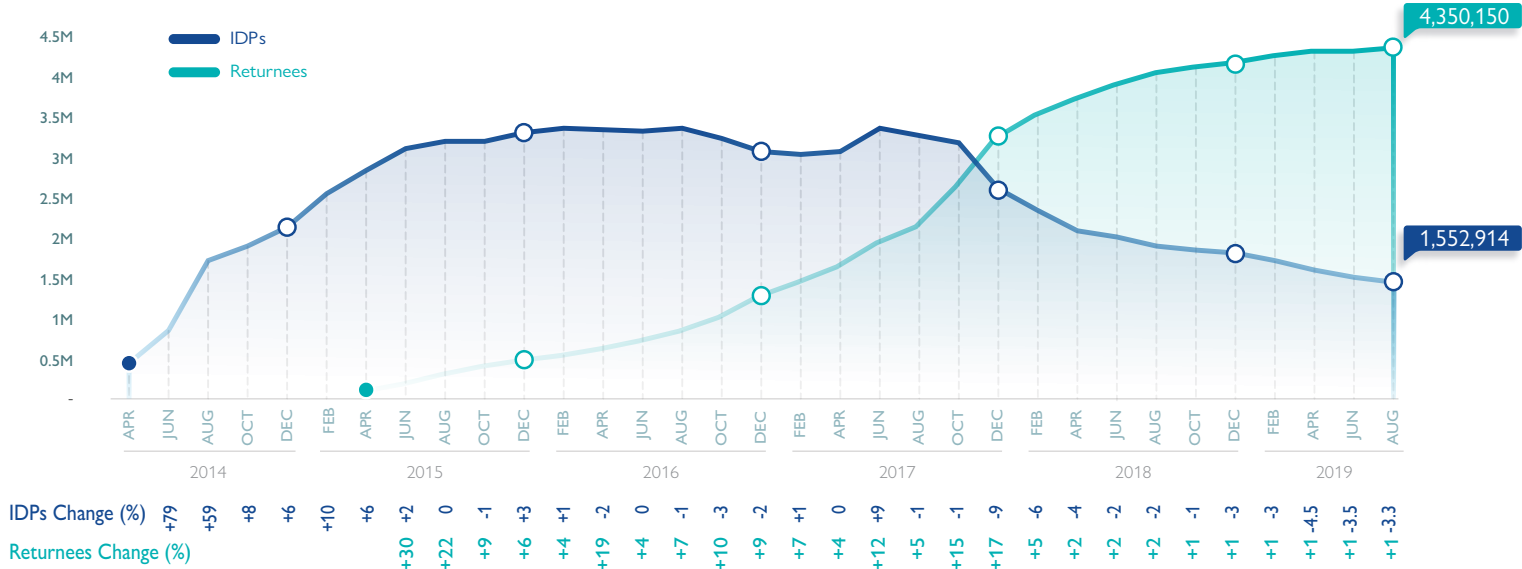


Figure 1. Number of IDPs and returnees over time

Data collection for Round 111 took place during the months of July and August 2019. As of 31 August 2019, DTM identified 1,552,914 IDPs (258,819 households) dispersed across 18 governorates, 106 districts and 3,106 locations in Iraq. For the same period, DTM also identified 4,350,150 returnees (725,025 households) across 8 governorates, 38 districts and 1,688 locations.

An additional 45,012 returnees were recorded during Round 111, which is slightly higher than the increase in the previous round (38,256 returnees in Round 110). Most returned to three governorates: Ninewa (18,474 individuals), Anbar (11,718) and Salah al-Din (11,466).

The number of IDPs continued to decrease at a steady slow pace. During July and August, DTM recorded a decrease of 54,234 IDPs with the top three governorates being Ninewa (-25,470, representing 5% change in IDP caseload in the governorate), Anbar (-9,816, -20%) and Salah al-Din (-9,084, -9%).

In terms of the districts of origin, IDPs come from 46 districts across eight governorates: Anbar (8 districts), Babylon (3 districts), Baghdad (8 districts), Diyala (6 districts), Erbil (1 district), Kirkuk (4 districts), Ninewa (8 districts) and Salah al-Din (8 districts). About 55 per cent come from only four districts in Ninewa: Mosul (316,914 individuals, 21%), Sinjar (279,432, 18%), Telafar (120,072, 8%) and Al-Ba'aj (117,156, 8%).

IDPs

1,552,914
Individuals

258,819
Households

18
Governorates

106
Districts

3,106
Locations

Returnees

4,350,150
Individuals

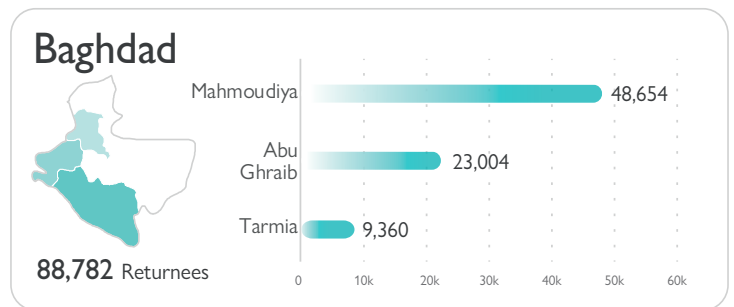
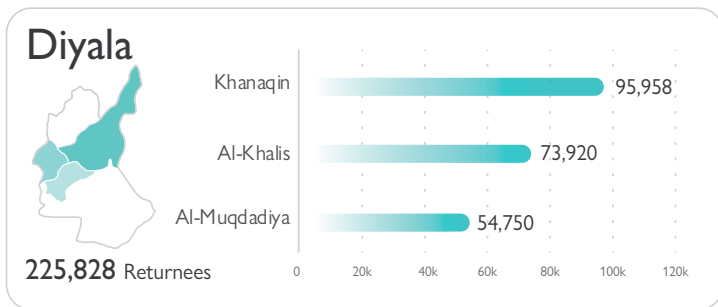
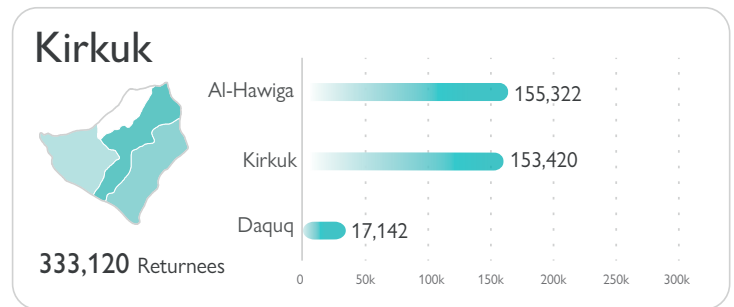
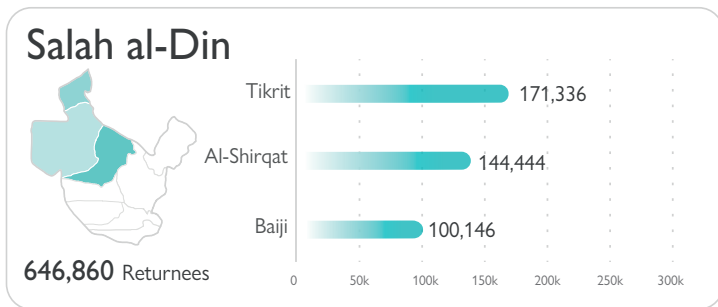
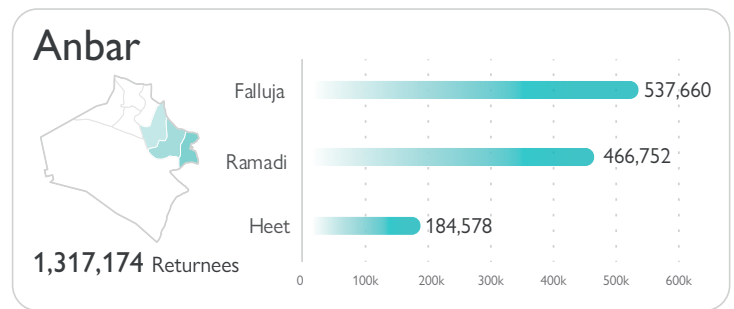
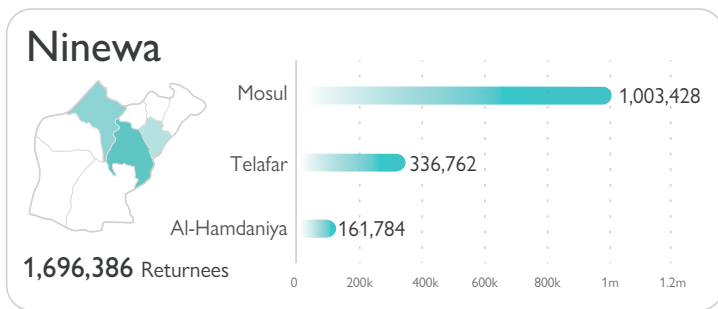
725,025
Households

8
Governorates

38
Districts

1,688
Locations

TOP GOVERNORATES OF RETURN

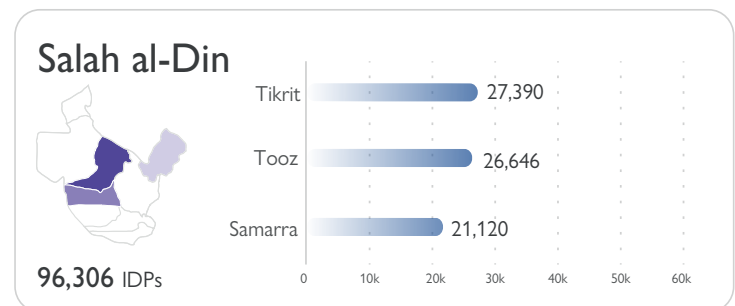
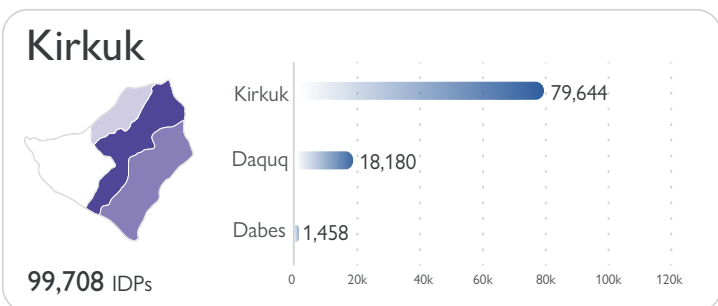
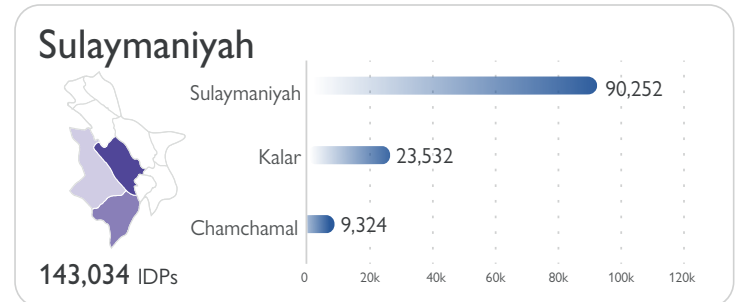
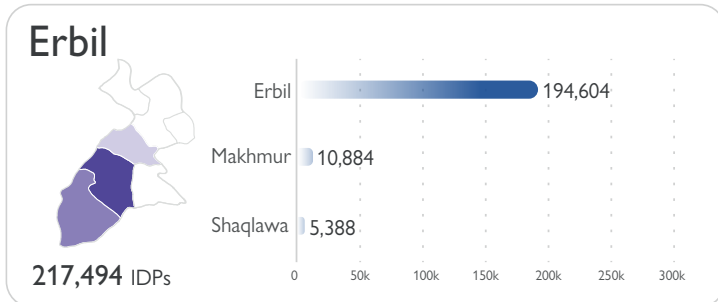
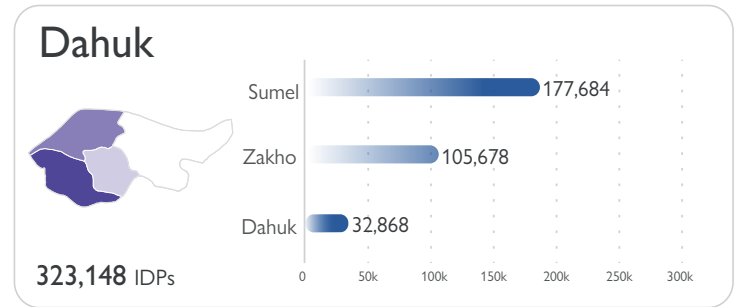
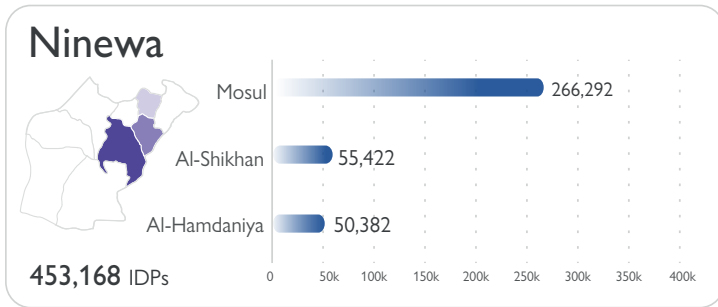


LAST GOVERNORATE OF DISPLACEMENT

GOVERNORATE OF RETURN	NINEWA	ANBAR	ERBIL	KIRKUK	BAGHDAD	SALAH AL-DIN	SULAYMANIYAH	DIYALA	DAHUK	NAJAF	KERBALA	BABYLON	OTHERS	TOTAL
Anbar	0	632,784	177,876	135,570	282,564	3,438	74,334	0	1,224	0	360	9,024	0	1,317,174
Baghdad	0	0	4,146	0	79,800	0	870	0	0	0	48	3,798	120	88,782
Dahuk	0	0	0	0	0	0	0	0	780	0	0	0	0	780
Diyala	0	0	438	26,160	1,062	0	19,590	178,428	0	0	150	0	0	225,828
Erbil	486	0	35,556	5,178	0	0	0	0	0	0	0	0	0	41,220
Kirkuk	4,032	0	20,466	142,356	234	27,780	138,234	0	0	0	0	18	0	333,120
Ninewa	1,150,806	180	170,904	15,810	37,542	5,364	9,246	288	142,998	67,320	44,778	18,570	32,580	1,696,386
Salah al-Din	6,060	0	100,548	165,084	29,652	306,684	32,094	264	2,334	960	1,482	0	1,698	646,860
Grand Total	1,161,384	632,964	509,934	490,158	430,854	343,266	274,368	178,980	147,336	68,280	46,818	31,410	34,398	4,350,150

Table 1. Movements of returnees per governorate of return and last governorate of displacement

TOP GOVERNORATES OF DISPLACEMENT



GOVERNORATE OF ORIGIN

GOVERNORATE OF DISPLACEMENT	Ninewa	Salah al-Din	Anbar	Kirkuk	Diyala	Babylon	Baghdad	Erbil	Dahuk	Total
Anbar	90	0	31,716	0	0	74,04	60	0	0	39,270
Babylon	1,890	42	444	18	42	14,832	186	0	0	17,454
Baghdad	11,358	3,858	28,632	246	1,248	4,854	354	0	0	50,550
Basrah	2,196	2,250	1,338	660	204	120	198	0	0	6,966
Dahuk	322,314	366	342	66	0	0	60	0	0	323,148
Diyala	600	4,590	1,098	102	46,944	570	672	0	0	54,576
Erbil	97,650	20,970	66,648	10,824	726	0	10,296	10,380	0	217,494
Kerbala	18,420	126	588	240	162	1,308	36	0	0	20,880
Kirkuk	11,688	22,764	2,766	56,586	4,740	162	1,002	0	0	99,708
Missan	1,158	324	144	450	90	36	150	0	0	2,352
Muthanna	648	90	108	84	30	0	132	0	0	1,092
Najaf	10,890	36	18	6	42	0	0	0	0	10,992
Ninewa	420,822	18,792	552	3,942	0	0	0	9,060	0	453,168
Qadisiya	31,08	48	0	1,212	0	0	126	0	0	4,494
Salah al-Din	756	83,016	474	10,752	1,308	0	0	0	0	96,306
Sulaymaniyah	14,754	38,178	24,054	6,768	26,952	10,038	22,290	0	0	143,034
Thi-Qar	2,064	198	606	492	54	24	42	0	0	3,480
Wassit	6,042	330	360	750	408	0	60	0	0	7,950
Grand Total	926,448	195,978	159,888	93,198	82,950	39,348	35,664	19,440	0	1,552,914

Table 2. Movements per governorate of origin and governorate of displacement

RETURNEES OVERVIEW



95% Habitual residence
4,145,868 Individuals



2% Private settings
71,376 Individuals



3% Critical shelters
132,906 Individuals

Nearly all households (95%, 4,145,868 individuals) returned to habitual residences that are in good condition and two per cent (71,376) are living in other private settings (host families, hotel/motel or rented accommodation). However, three per cent of returnees (132,906) are living in the most vulnerable conditions: critical shelters (definition on page 6).

In Diyala and Baghdad, as many as 10 and 7 per cent of returnees respectively are living in critical shelters. The top three districts hosting returnees living in critical shelters are: Mosul (29,910), Tikrit (9,462) and Telafar (9,210).

There are also 16 locations across Iraq where more than 65 per cent of all returnees are living in critical shelters (6,144 individuals); specifically, 13 locations in Ninewa (5,184 individuals), 2 locations in Kirkuk (180 individuals) and 1 location in Salah al-Din (780 individuals).

Mosul district in Ninewa hosts 23 per cent of all returnees (1,003,428 individuals) and also had the largest influx of returnees in terms of raw numbers during this round (11,382 individuals). This represents an increase of one per cent since June 2019. By comparison, the largest increase of returnees by percentage took place in Al-Fares District of Salah al-Din, which witnessed a 27 per cent increase since June (1,710 individuals).

Falluja district in Anbar has the second highest number of returnees (537,660 individuals), followed by Ramadi in Anbar (466,752) and Telafar in Ninewa (336,762). Falluja and Ramadi witnessed few returns this round, with increases of only 4,950 and 1,404 individuals respectively. Elsewhere in Anbar Governorate, increases were observed in Al-Ka'im (4,056, 10%) and Ana (642, 4%) districts. Lastly, Telafar, Al-Hamdaniya, and Sinjar all witnessed a one per cent increase in the number of returnees, receiving 2,190, 1,476, and 600 additional individuals respectively. The highest increase of returnees in Ninewa took place in Hatra: 10 per cent or 2,022 individuals.

Most districts in Baghdad, Salah al-Din (except Al-Fares district), and Kirkuk received modest increases of returnees during this round. In Baghdad, a six per cent increase (528 individuals) was observed in Tarmia district. In Salah al-Din, Baiji received an additional 5,052 returnees (a 5% increase), Al-Shirqat received 2,568 (2%), Tooz 1002 (2%), and Balad 870 (1%). A total of 2,124 returnees returned to Hawiga in Kirkuk (a 1% increase) when compared to last round.

Overall reasons for return remain consistent across rounds and include improvements in the security situation and provision of services, and rehabilitation of houses in areas of origin.

IDPs OVERVIEW



62% Private settings
964,788 Individuals



30% Camps
472,044 Individuals



8% Critical shelters
115,284 Individuals

Most IDPs are living in private settings (964,788 individuals, 62%), 30 per cent are in camps (472,044) and 8 per cent (115,284) are in critical shelters. A decrease of 37,662 IDPs in camp settings was noted mainly in Ninewa (-23,250) and Anbar (-11,646) due to departures as well as camp sweeps conducted by CCCM partners, allowing to adjust figures.

While on a national level eight per cent of IDPs are living in critical shelters, there is notable variation among governorates: Salah al-Din (26%), Qadisiya (21%), Anbar (20%), Kerbala (16%), Missan (13%) and Dahuk (12%). Of those living in critical shelters, 74 per cent can be found in three governorates: Dahuk (37,800, 33%), Salah al-Din (25,080, 22%) and Ninewa (22,092, 19%).

The top three districts hosting IDPs in critical shelters are Sumel (26%, 29,946 individuals), Samarra (10%, 11,928) and 8 per cent each in Tikrit (9,156) and Mosul (9,102). There are also 77 locations where all IDPs are living in critical shelters, a total of 17,628 individuals.

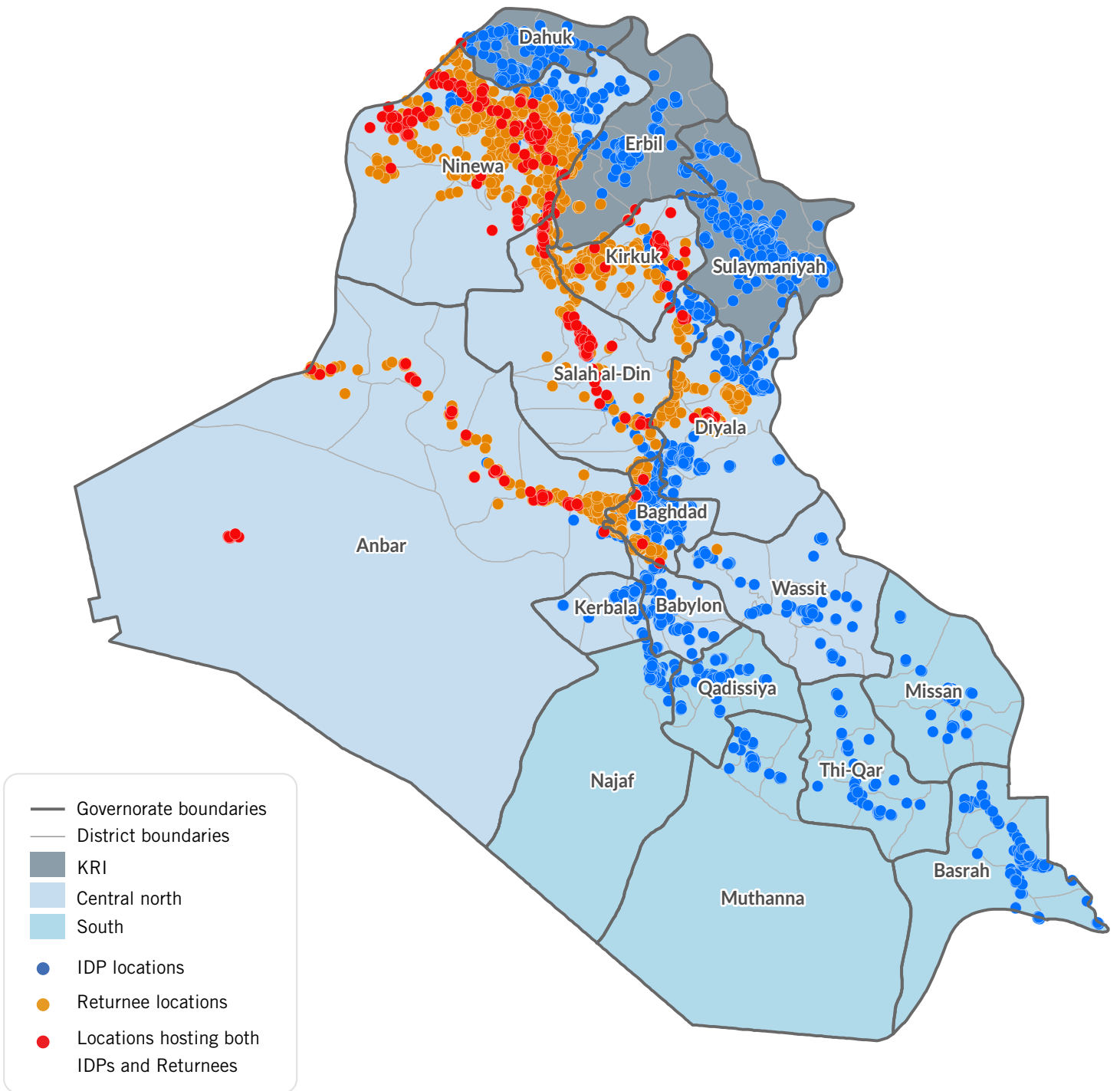
Overall, 14,586 IDPs in 171 locations are living in long-term rental shelters that are not fit for habitation and classified by DTM as critical shelters. Most

are living in urban areas (77%). Nearly half of IDPs living in this type of shelter are in Salah al-Din (6,636, 45%), followed by Ninewa (3,804, 26%), Baghdad (1,662, 11%) and Diyala and Kirkuk (1176, 8% and 1158, 8% respectively). The remaining 1 per cent are in Kerbala, Sulaymaniyah and Babylon. The top three districts hosting IDPs living in these shelters are: Tikrit (2,988 individuals), Mosul (2,634) and Samarra (2,214). In eleven locations, all long-term rental accommodations occupied by IDPs were categorized as unfit for habitation.

The districts that witnessed the biggest decreases in the number of IDPs were Mosul district (-21,564, -7%) followed by Falluja (-12,066, -32%) and Tikrit (-8,232, -23%).

This decrease was due to the improving security situation, provision of services and rehabilitation of houses in areas of origin. However, food shortage, unaffordable rental costs and poor camp conditions in summer were also reported in Mosul district, forcing IDPs to move. In Tikrit, camp evacuation of Qadisiya Complex was the main reason for moving IDPs outside the district.

IDPs AND RETURNEES LOCATIONS



METHODOLOGY

IOM's DTM aims to monitor displacement and provide accurate data about the IDP and returnee population in Iraq. Data is collected through IOM's Rapid Assessment and Response Teams (RARTs), composed of over 100 staff members deployed across Iraq. Data collection for Round 111 took place during the months of July and August 2019 across 18 governorates.

Data from the IDP Master List and Returnee Master List is gathered through a well-established large network of over 9,500 key informants that includes community leaders, mukhtars, local authorities and security forces. Additional information is gathered from government registration data and partner agencies.

IOM RARTs collect Master List data continuously and report it bimonthly. However, limited access due to security issues and other operational constraints can affect information-gathering activities. The variation in displacement figures observed between different reporting periods, in addition to true variation of the population figures, may be influenced by other factors such as the continuous identification of previously displaced groups and the inclusion of data on secondary displacements within Iraq.

The displaced populations are identified through a process of collection, verification, triangulation and validation of data. IOM continues to closely coordinate with federal, regional and local authorities to maintain a shared and accurate understanding of displacement across Iraq. To facilitate analysis, this report divides Iraq into three regions: the Kurdistan Region of Iraq (KRI) includes Dahuk, Sulaymaniyah and Erbil Governorates; the South includes Basrah, Missan, Najaf, Thi-Qar, Qadissiya and Muthana Governorates; the Central North includes Anbar, Babylon, Baghdad, Diyala, Kerbala, Kirkuk, Ninewa, Salah al-Din and Wassit Governorates.

The methodology uses the following definitions:

The number of individuals is calculated by multiplying the number of households by six, the average size of an Iraqi household.

The DTM considers as Internally Displaced Persons (IDPs) all Iraqis who were forced to flee from 1 January 2014 onwards and are still displaced within national borders at the moment of the assessment.

The DTM considers as returnees all those displaced since January 2014 who return to their location of origin, irrespective of whether they have returned to their former residence or to another shelter type. The definition of returnees is not related to the criteria of returning in safety and dignity, nor with a defined strategy of durable solution.

The location is defined as an area that corresponds either to a sub-district (i.e. fourth official administrative division), a village for rural areas or a neighbourhood for urban areas (i.e. fifth official administrative division).

Habitual residence is the same residence prior to displacement.

Private settings include own property, rented houses, hotels/motels and host families.

Critical shelters include informal settlements, religious buildings, schools and unfinished or abandoned buildings. For returnees, it also includes habitual residences that are severely damaged or destroyed and for IDPs, long-term rental accommodation that are unfit for habitation (having characteristics of unfinished or severely damaged buildings).

To find detailed breakdowns, movement trends, databases and more, consult the DTM Iraq website: iraqdtm.iom.int.

You can also find our latest dashboards under the 'IDP & Returnee Master Lists' tab.

IOM DISCLAIMER

The information contained in this report is for general information purposes only. Names and boundaries on DTM information products do not imply official endorsement or acceptance by IOM. The information in the DTM portal is the result of data collected by IOM field teams and complements information provided and generated by governmental and other entities in Iraq. IOM Iraq endeavors to keep this information as up to date and accurate as possible, but makes no claim—expressed or implied—on the completeness, accuracy and suitability of the information provided through this report. Challenges that should be taken into account when using DTM data in Iraq include the fluidity of the displaced population movements along with repeated emergency situations and limited access to large parts of the country. In no event will IOM be liable for any loss or damage, whether direct, indirect or consequential, related to the use of this report and the information provided herein.

IOM Iraq thanks the U.S. Department of State, Bureau of Population, Refugees and Migration (PRM) for its continued support. IOM Iraq also expresses its gratitude to IOM Iraq's Rapid Assessment and Response Team (RART) members for their work in collecting the data, often in very difficult circumstances; their tireless efforts are the groundwork of this report.

